

HOME

ABOUT

MORE

WARDROBE MASTERY

THE ORGANIZED WARDROBE: MAXIMIZING SPACE AND STYLE.



< BACK

NEXT >



INTRODUCTION

Wardrobes are more than just spaces for storage; they are integrated architectural solutions designed to streamline daily living and enhance the value of an interior space. By employing precision engineering and thoughtful design, they achieve the optimal fusion of form and function, offering tailored storage for every item.


These systems define contemporary sophistication by maximizing space and ensuring effortless organization, transforming a simple necessity into a highly personalized and elegant extension of the home.



HISTORY

The history of the wardrobe begins not as furniture, but as simple wooden chests used for storing clothing and valuables in ancient times. By the Medieval era, the term "wardrobe" (garderobe) referred to a dedicated private room in castles used to guard garments.

This concept evolved during the Renaissance into the large, heavy, and ornately carved freestanding cabinet (known as an armoire), which served as a major status symbol. In the 19th century, with the rise of industrial manufacturing, the wardrobe took on its recognizable modern form—a tall unit featuring hanging space, shelves, and often a mirrored door. Finally, the 20th century introduced the concept of the built-in closet, shifting the focus from bulky furniture to highly customized, space-maximizing organizational systems that are integrated directly into the home's architecture.



PRINCIPLES




Balance

Achieving equilibrium between open and concealed storage units.



Harmony

The seamless integration of the wardrobe with the surrounding interior space.



Rhythm

Creating visual movement through the repetitive use of modular elements.



Proportion

The ideal sizing of internal compartments relative to the garments they hold.



Emphasis

Highlighting key functional or aesthetic areas within the design.

ELEMENTS



Space

The primary function: maximizing the usable volume.



Line

The framework created by the vertical partitions and horizontal shelving.



Forms

The primary shapes of the wardrobe itself and its components



Light

Integrated LED lighting is essential for visibility and accent.



Texture

The tactile and visual quality of the materials used.



Color

The crucial element used to set the mood and enhance spatial perception.



TYPES OF WARDROBES

Wardrobes are categorized primarily by their installation type and door mechanism, each offering different space-saving and aesthetic benefits.

★ BY INSTALLATION



↙
**Freestanding
Wardrobes**

↙
**Built-in / Fitted
Wardrobes**

↙
**Walk-in
Wardrobes**

↙
**Modular
Wardrobes**

FREESTANDING WARDROBES



These are standalone pieces of furniture that can be moved and rearranged, making them a flexible option for renters or those who change their room layout frequently. They come in a variety of styles, such as the traditional tall armoire.



BUILT-IN / FITTED WARDROBES



These are custom-built to fit the exact dimensions of a specific space, often from floor to ceiling. This maximizes storage capacity and provides a seamless, integrated look with the room's architecture, ideal for optimizing space in smaller rooms or awkward areas like sloped ceilings.



WALK-IN WARDROBES



A more luxurious option that requires a dedicated large space or even a small room. They function as a dressing area and offer extensive, customizable storage solutions like islands, seating, and dedicated racks for clothes, shoes, and accessories.



MODULAR WARDROBES



Modular wardrobes are the perfect solution for modern homes. Unlike traditional carpenter-made wardrobes that involve weeks of dust and noise, our modular systems are composed of pre-fabricated units designed for your specific lifestyle.



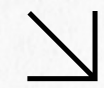
✦ BY DOOR TYPE



**Hinged Door
Wardrobes**



**Sliding Door
Wardrobes**



**Open
Wardrobes**



**Mirrored/Glass
Door Wardrobes**

HINGED DOOR WARDROBES



Hinged wardrobes are the timeless, classic choice for interior design. Unlike sliding doors, hinged doors (swing doors) offer a traditional feel and allow for full visibility of your belongings at once.



SLIDING DOOR WARDROBES



Sliding door wardrobes are the ultimate space-saving solution for modern bedrooms. Because the doors slide horizontally on a track, they don't require any "swing space," making them ideal for compact rooms or narrow hallways.



OPEN WARDROBES



Open wardrobes (also known as Walk-in Closets or Boutique Wardrobes) are the ultimate statement of luxury and organization. They remove the barriers between you and your collection, turning your clothes and accessories into a visual display.



MIRRORED/GLASS DOOR WARDROBES




Mirror and glass door wardrobes are the go-to choice for adding a touch of luxury and depth to a room. They act as functional furniture and decorative mirrors simultaneously, making them a favorite for high-end residential projects.



COLOR PSYCHOLOGY

The color psychology for a wardrobe (or closet) focuses primarily on creating an atmosphere that promotes calmness, clarity, and organization, while also influencing the perceived size and elegance of the space.



LIGHTING

Wardrobe lighting is one of the most crucial elements in modern closet design, moving beyond simple utility to become a key feature for both function and aesthetics.



MATERIAL & FINISHES



Wood

Wood offers authentic luxury and unique natural grain, while Laminates provide a durable, consistent, and cost-effective finish.



Metal

Sleek aluminum shutters provide a durable, modern look while disappearing completely into the cabinet.



Glass

Glass enhances light and perceived space, crucial for a modern, minimalist aesthetic.



PU (Polyurethane)

PU is used for the exterior's durable elegance and the interior's luxurious, protective detailing.



Leather

Leather is a luxurious accent in wardrobes, providing texture and protection for accessories, typically used for drawer linings or handles.

[HOME](#)

[ABOUT](#)

[MORE](#)



THANK YOU!



WWW.BAHOOTH.SA

[< BACK](#)

[NEXT >](#)